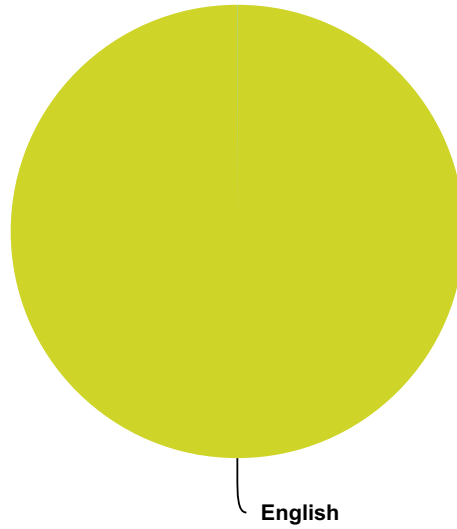


### Q1 Language / Idioma

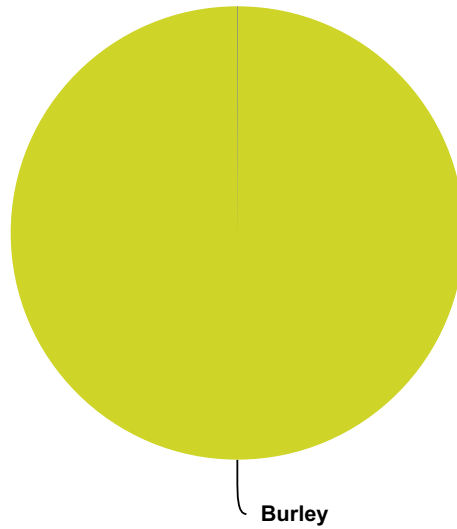
Answered: 20 Skipped: 0



Answer Choices	Responses	
English	100.00%	20
Español	0.00%	0
<b>Total</b>		<b>20</b>

**Q2 Which office did you visit? / ¿Qué oficina ha visitado?**

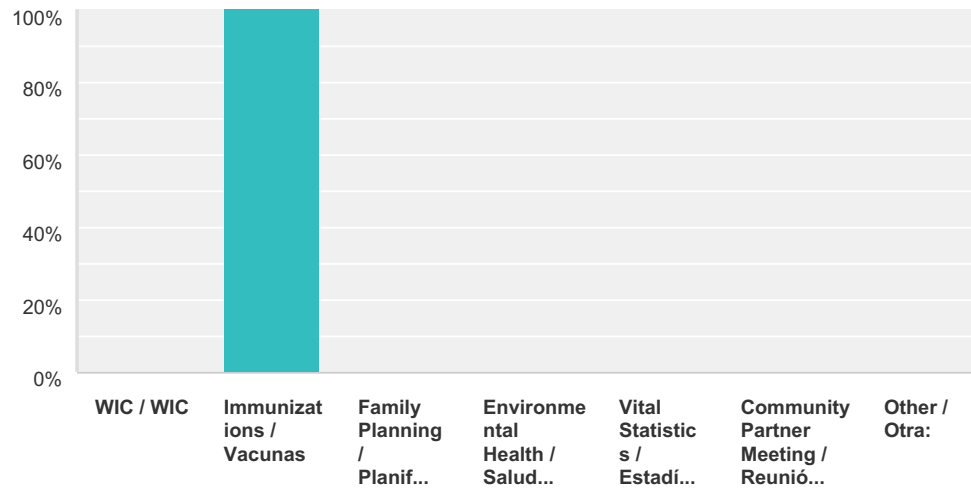
Answered: 20 Skipped: 0



Answer Choices	Responses
Burley	100.00% 20
Bellevue	0.00% 0
Gooding	0.00% 0
Jerome	0.00% 0
Rupert Clinic	0.00% 0
Shoshone Clinic	0.00% 0
Twin Falls	0.00% 0
<b>Total</b>	<b>20</b>

**Q3 What was the purpose of your visit? /  
¿Cuál era el propósito de su visita?**

Answered: 19 Skipped: 1



Answer Choices	Responses
WIC / WIC	0.00% 0
Immunizations / Vacunas	100.00% 19
Family Planning / Planificación Familiar	0.00% 0
Environmental Health / Salud Ambiental	0.00% 0
Vital Statistics / Estadísticas Demográficas	0.00% 0
Community Partner Meeting / Reunión de la Comunidad Socio	0.00% 0
Other / Otra:	0.00% 0
<b>Total Respondents: 19</b>	

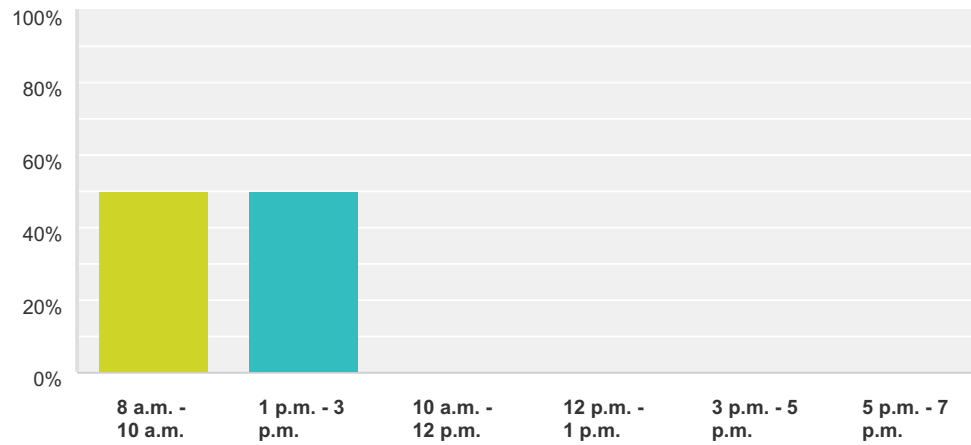
**Q4 What was the date of your visit? / ¿Cuál fue la fecha de su visita?**

Answered: 19 Skipped: 1

Answer Choices	Responses
Date / Fecha:	100.00% 19

### Q5 What time was your visit? / ¿A qué hora fue tu visita?

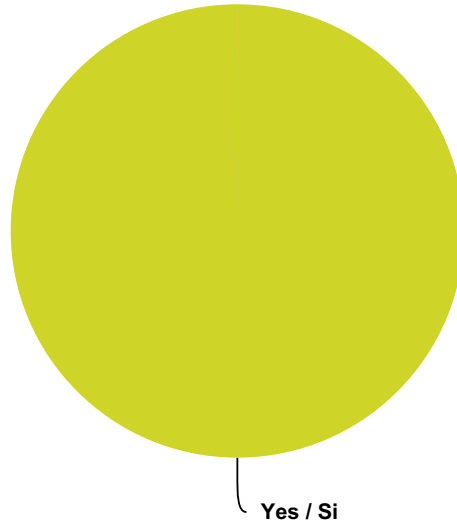
Answered: 2 Skipped: 18



Answer Choices	Responses
8 a.m. - 10 a.m.	50.00% 1
1 p.m. - 3 p.m.	50.00% 1
10 a.m. - 12 p.m.	0.00% 0
12 p.m. - 1 p.m.	0.00% 0
3 p.m. - 5 p.m.	0.00% 0
5 p.m. - 7 p.m.	0.00% 0
<b>Total Respondents: 2</b>	

**Q6 Did you have an appointment? / ¿Usted tuvo una cita?**

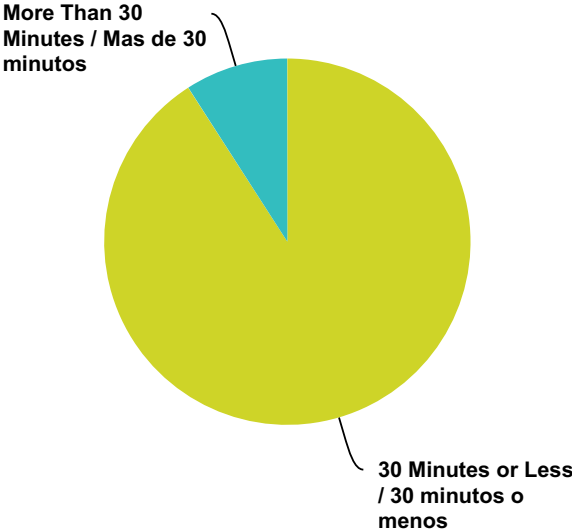
Answered: 18 Skipped: 2



Answer Choices	Responses	
Yes / Si	100.00%	18
No / No	0.00%	0
<b>Total</b>		<b>18</b>

**Q7 How long did you wait to be served? /  
¿Por cuánto tiempo tuvo que esperar para  
ser servido?**

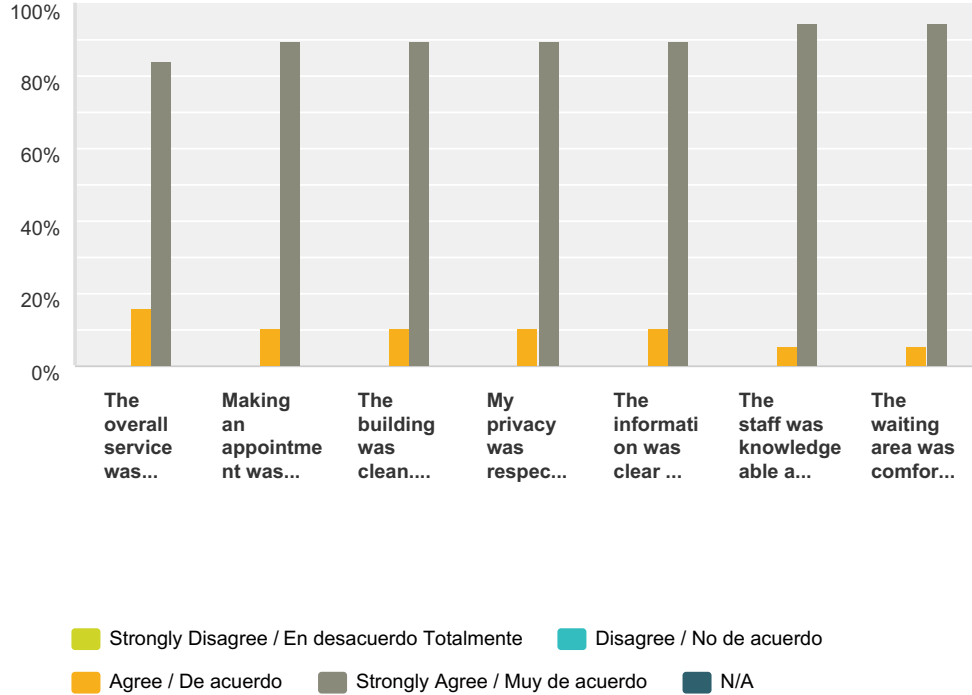
Answered: 11 Skipped: 9



Answer Choices	Responses
30 Minutes or Less / 30 minutos o menos	90.91% 10
More Than 30 Minutes / Mas de 30 minutos	9.09% 1
<b>Total</b>	<b>11</b>

**Q8 Please rate your experience in the following categories / Por favor califique su experiencia en las siguientes categorías:**

Answered: 19 Skipped: 1



	Strongly Disagree / En desacuerdo Totalmente	Disagree / No de acuerdo	Agree / De acuerdo	Strongly Agree / Muy de acuerdo	N/A	Total	Average Rating
The overall service was great. / El servicio en general fue genial.	0.00% 0	0.00% 0	15.79% 3	84.21% 16	0.00% 0	19	3.84
Making an appointment was easy. / Hacer una cita era fácil.	0.00% 0	0.00% 0	10.53% 2	89.47% 17	0.00% 0	19	3.89
The building was clean. / El edificio estaba limpio.	0.00% 0	0.00% 0	10.53% 2	89.47% 17	0.00% 0	19	3.89
My privacy was respected. / Se respetó mi vida privada.	0.00% 0	0.00% 0	10.53% 2	89.47% 17	0.00% 0	19	3.89
The information was clear and accurate. / La información es clara y precisa.	0.00% 0	0.00% 0	10.53% 2	89.47% 17	0.00% 0	19	3.89
The staff was knowledgeable and polite. / El personal era eficiente y cortés.	0.00% 0	0.00% 0	5.56% 1	94.44% 17	0.00% 0	18	3.94
The waiting area was comfortable. / La sala de espera era cómoda.	0.00% 0	0.00% 0	5.26% 1	94.74% 18	0.00% 0	19	3.95



**Q9 Would you use evening and weekend appointments if offered? / ¿Usted utilizaría citas de noches y fines de semanas, si se ofrecen?**

Answered: 0 Skipped: 20

! No matching responses.

Answer Choices	Responses
Yes / Si	0.00% 0
No / No	0.00% 0
<b>Total</b>	<b>0</b>

**Q10 Comments / Comentarios:**

Answered: 3 Skipped: 17