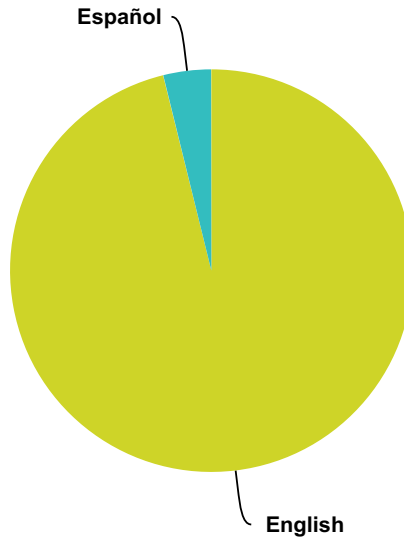


Q1 Language / Idioma

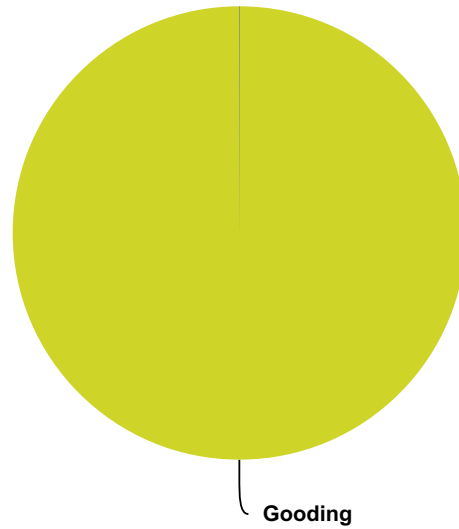
Answered: 26 Skipped: 0



Answer Choices	Responses
English	96.15% 25
Español	3.85% 1
Total	26

Q2 Which office did you visit? / ¿Qué oficina ha visitado?

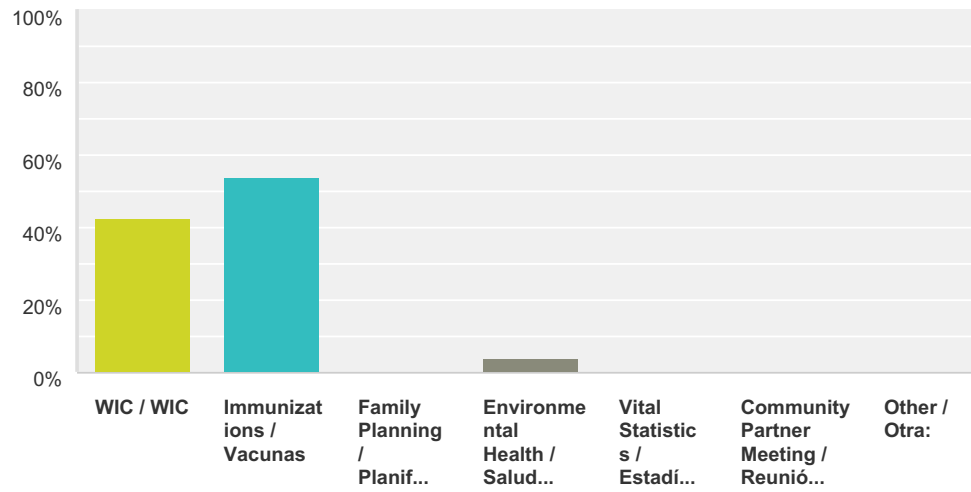
Answered: 26 Skipped: 0



Answer Choices	Responses	
Gooding	100.00%	26
Bellevue	0.00%	0
Burley	0.00%	0
Jerome	0.00%	0
Rupert Clinic	0.00%	0
Shoshone Clinic	0.00%	0
Twin Falls	0.00%	0
Total		26

**Q3 What was the purpose of your visit? /
¿Cuál era el propósito de su visita?**

Answered: 26 Skipped: 0



Answer Choices	Responses
WIC / WIC	42.31% 11
Immunizations / Vacunas	53.85% 14
Family Planning / Planificación Familiar	0.00% 0
Environmental Health / Salud Ambiental	3.85% 1
Vital Statistics / Estadísticas Demográficas	0.00% 0
Community Partner Meeting / Reunión de la Comunidad Socio	0.00% 0
Other / Otra:	0.00% 0
Total Respondents: 26	

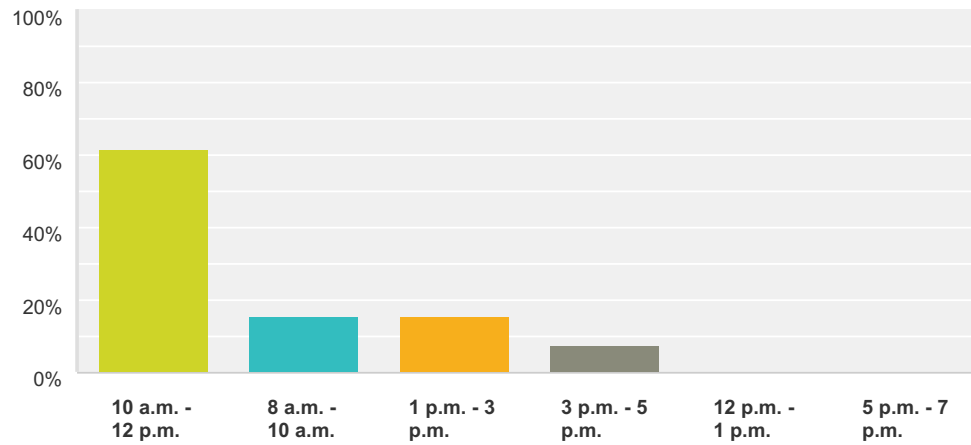
Q4 What was the date of your visit? / ¿Cuál fue la fecha de su visita?

Answered: 16 Skipped: 10

Answer Choices	Responses
Date / Fecha:	100.00% 16

Q5 What time was your visit? / ¿A qué hora fue tu visita?

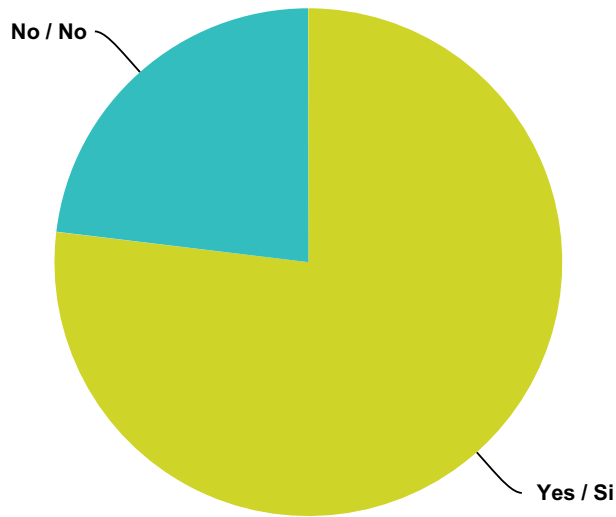
Answered: 13 Skipped: 13



Answer Choices	Responses	Count
10 a.m. - 12 p.m.	61.54%	8
8 a.m. - 10 a.m.	15.38%	2
1 p.m. - 3 p.m.	15.38%	2
3 p.m. - 5 p.m.	7.69%	1
12 p.m. - 1 p.m.	0.00%	0
5 p.m. - 7 p.m.	0.00%	0
Total Respondents: 13		

Q6 Did you have an appointment? / ¿Usted tuvo una cita?

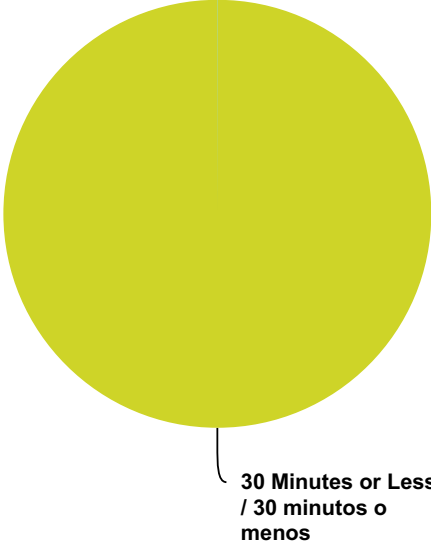
Answered: 26 Skipped: 0



Answer Choices	Responses
Yes / Si	76.92% 20
No / No	23.08% 6
Total	26

**Q7 How long did you wait to be served? /
¿Por cuánto tiempo tuvo que esperar para
ser servido?**

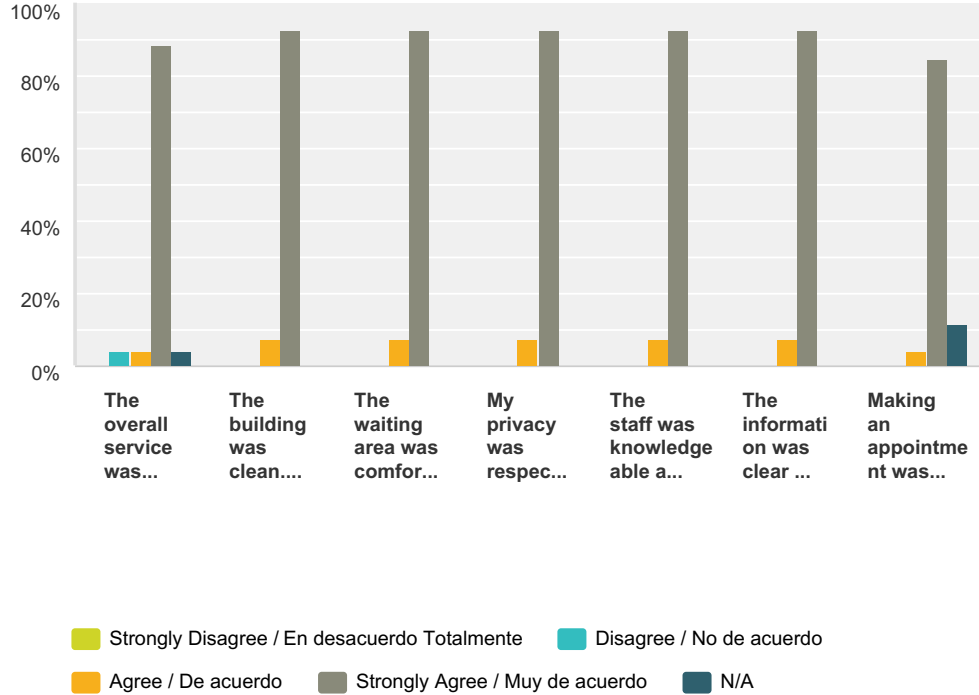
Answered: 23 Skipped: 3



Answer Choices	Responses
30 Minutes or Less / 30 minutos o menos	100.00% 23
More Than 30 Minutes / Mas de 30 minutos	0.00% 0
Total	23

Q8 Please rate your experience in the following categories / Por favor califique su experiencia en las siguientes categorías:

Answered: 26 Skipped: 0



	Strongly Disagree / En desacuerdo Totalmente	Disagree / No de acuerdo	Agree / De acuerdo	Strongly Agree / Muy de acuerdo	N/A	Total	Average Rating
The overall service was great. / El servicio en general fue genial.	0.00% 0	3.85% 1	3.85% 1	88.46% 23	3.85% 1	26	3.88
The building was clean. / El edificio estaba limpio.	0.00% 0	0.00% 0	7.69% 2	92.31% 24	0.00% 0	26	3.92
The waiting area was comfortable. / La sala de espera era cómoda.	0.00% 0	0.00% 0	7.69% 2	92.31% 24	0.00% 0	26	3.92
My privacy was respected. / Se respetó mi vida privada.	0.00% 0	0.00% 0	7.69% 2	92.31% 24	0.00% 0	26	3.92
The staff was knowledgeable and polite. / El personal era eficiente y cortés.	0.00% 0	0.00% 0	7.69% 2	92.31% 24	0.00% 0	26	3.92
The information was clear and accurate. / La información es clara y precisa.	0.00% 0	0.00% 0	7.69% 2	92.31% 24	0.00% 0	26	3.92
Making an appointment was easy. / Hacer una cita era fácil.	0.00% 0	0.00% 0	3.85% 1	84.62% 22	11.54% 3	26	3.96

Q9 Would you use evening and weekend appointments if offered? / ¿Usted utilizaría citas de noches y fines de semanas, si se ofrecen?

Answered: 0 Skipped: 26

! No matching responses.

Answer Choices	Responses
Yes / Si	0.00% 0
No / No	0.00% 0
Total	0

Q10 Comments / Comentarios:

Answered: 9 Skipped: 17